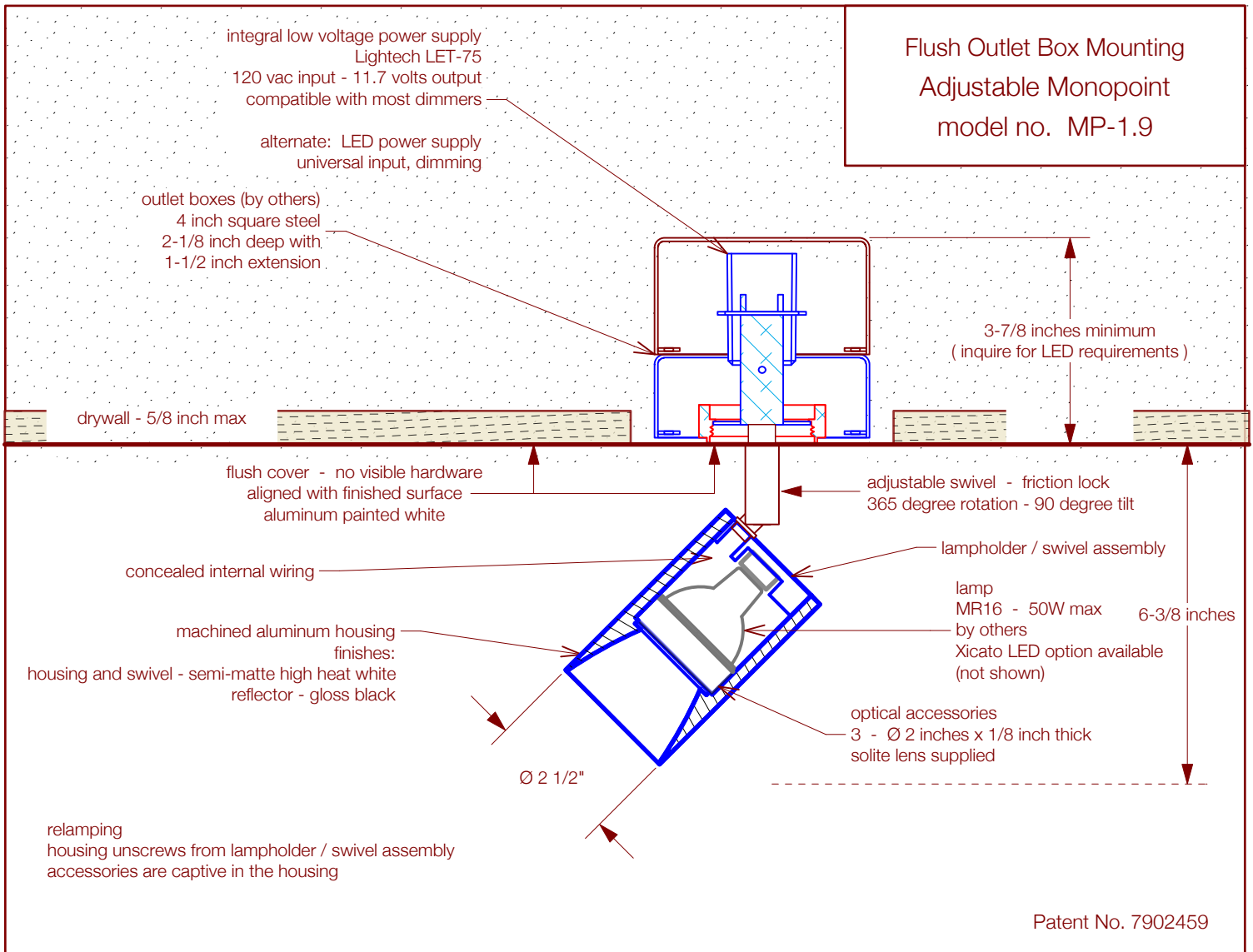



## Monopoint

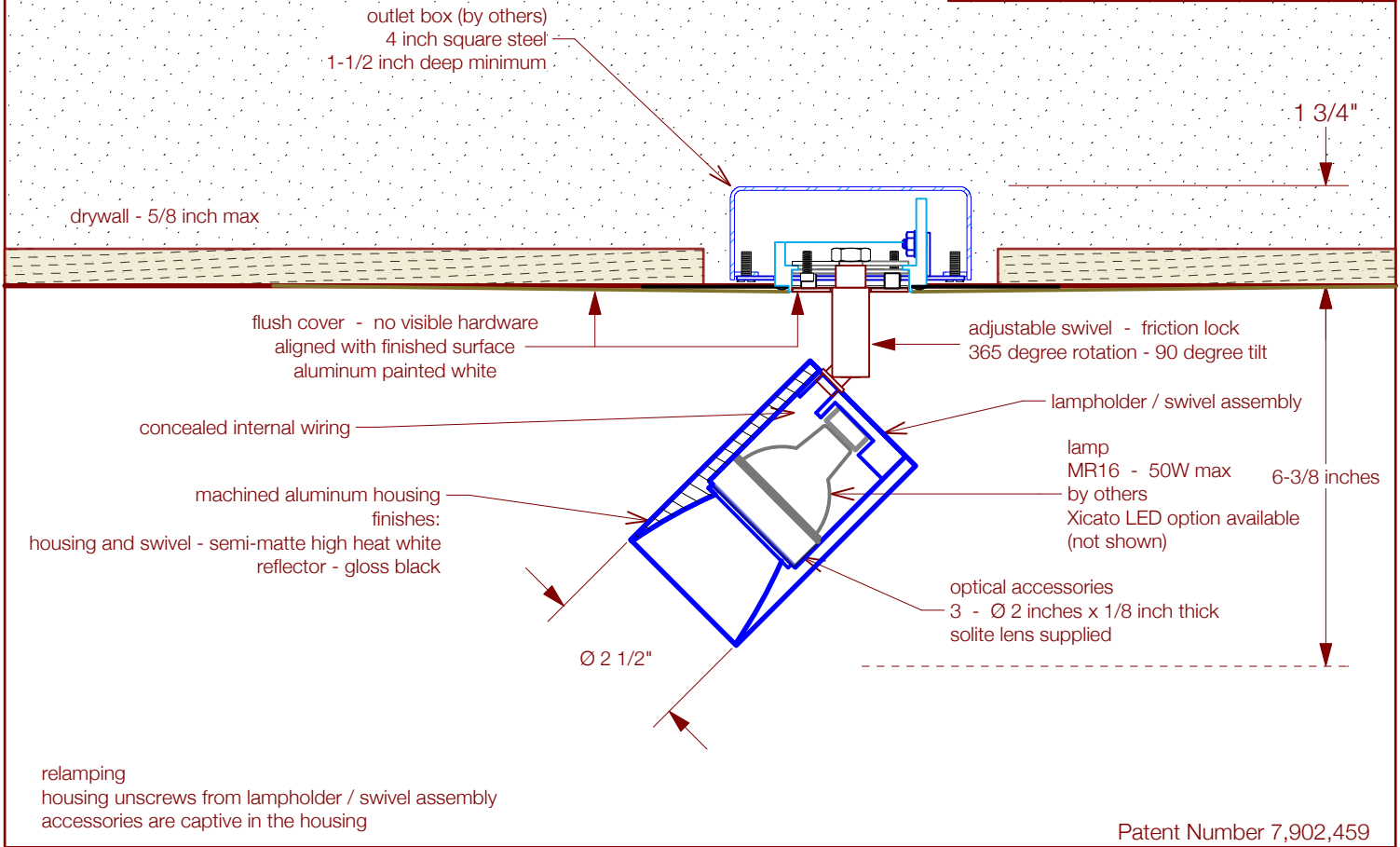
MR-16 - LED



model no. MP-1.9

model	size	description	power
Adjustable Monopoint	1.9 inch hub	adjustable monopoint fixture MP-1.9	integral power supply mounted on twist lock fitting
power supply: integral power supply	twist lock fittings	flush outlet box mounting	 <p>connect to power supply insert in hub rotate 90 degrees to secure tighten screws to lock</p>
lamp options: MR16 50W max (by others)		friction locking adjustable swivel	
LED xicato xsm to specification available (not shown)		high heat semi-matte white finish	
		gloss black finish - reflector cone	
		Requires 4 inch square steel outlet box 2-1/8 inch deep with a 1-1/2 inch extension	
		Rigid support required	
		old work adapter available	

Flush Outlet Box Mounting  
Adjustable Monopoint  
model no. MP-1.9-R  
Remote Power Supply



model no. MP-1.9-R - Remote Power Supply

model	size	description	installation
Adjustable Monopoint	1.9 inch hub	adjustable monopoint fixture MP-1.9-R	connect to power supply insert in hub rotate 90 degrees to secure tighten screws to lock
power supply: remote low voltage transformer by others	twist lock fittings	flush outlet box mounting friction locking adjustable swivel high heat semi-matte white finish gloss black finish - reflector cone remote power supply by others	fixture can be removed and a flush cover is available to close off the outlet box
lamp: MR16 50W max (by others)		Requires 4 inch square steel outlet box 1-1/2 inch deep minimum	
LED xicato xsm to specification available (not shown)		Rigid support required	